The Slice Family

Illuminate your space with precision thin Slices of homogeneous light. The Slice family offers linear 1" and 2" wide profiles in recessed and below ceiling options in lensed and multi-cell configurations. The 1" lensed surface fixture delivers over 630 lumens per foot with a modular design allowing continuous homogenous light to your specified length. The Lambertian type distribution of ~100° is perfect as a general continuous linear illumination device. You have found the 2" lensed surface mounted Slice and we hope you enjoy the details.

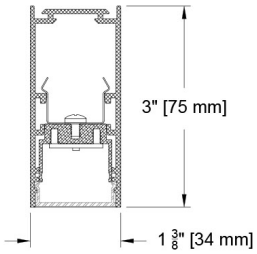

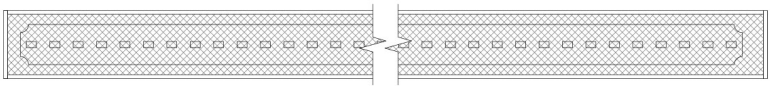

Lumens per Foot Photometrics				
1" Slice Linear Lensed		Performance / Foot		
Source	System watts Watt/ft	Delivered Lumens (lm/ft)	Lumens/ Watt/ft	Peak cd
F4	5	317	66	125
F8	10	633	66	215

PROJECT: | TYPE:

SPECIFIER: | DATE:

Key Points (SL1DC-LFSF)

Source Optics

- Up to 633 lm/ft available
- Over 65 lumens per watt per foot
- TITLE 24 Fixture photometrics support CA Title 24 part 6 compliance meeting requirements of JA8
- Even illumination with wide (~100°) lambertian type distribution
- 1' minimum board lenght. Depending on specified length, ends may have unlit area. Request submital drawing if definition is required
- CCT offerings - 2700k, 3000k, 3500k and 4000k
- 90+ CRI and 50+ R9

Housing

- Specify to desired length for even continuous light
- 14 color options + Custom and RAL# available
- Lengths longer than 8' are assembled in field with supplied joiners
- Damp listed

Driver And Control

- Universal 120v to 277v
- Flicker Free to IEEE 1789-2015 (no effect to low risk)
- 0.1% dimming availalbe in 0-10 or DALI-2 protocols
- Remote driver mounting required. See electrical guide for wire length guidance.

© 2026 Specialty Lighting Industries

Specialty Lighting Industries
1306 Doris Ave., Ocean, NJ 07712
Tel. 732.517.0800 | Fax 732.517.0971

Ordering Codes

PROJECT:

SPECIFIER:

DATE:

TYPE:

QUANTITY:

Ordering Code Example: SL1DC-LFSF-SM-450"-F8-30-SY2-P16

FIXTURE	MOUNTING	LENGTH	LUMENS / WATTS	CCT	DRIVER / CONTROL	HOUSING FINISH	ACCESSORIES
SL1DC-LFSF							
Slice 1" Continuous Linear Surface Lensed Downlight	SM Surface Mount	___ Specify exact length in inches*^ *Minimum board length of 12" ^Minimum of 24 inches required for integral driver Note: Depending on length specified, ends may have unlit area. Please request submital drawing if unlit area definition is required.	F4 ● ● 5W 317Lm 90+CRI, 50+R9 values per foot F8 ● ● 10W 633Lm 90+CRI, 50+R9 values per foot ● ●Supports CA Title 24 part 6 compliance meeting JA8 requirements	27 2700K 30 3000K 35 3500K 40 4000K	SY1 0-10 1.0%, UNV (120-277V) linear SY2 0-10 1.0%, UNV (120-277V) log E1 0-10 0.1%, UNV (120-277V) log E2 DALI-2 0.1%, UNV (120-277V) log E3 0-10 0.1%, UNV (120-277V) linear Note: Remote mounting required. See electrical guide for remote wiring distances ELECTRICAL GUIDE LINK	Standard B Black Paint Optional W White Paint PXX Specialty Paint Color* P01-P15 W White Paint C Custom/RAL* *See Finish Guide FINISH GUIDE LINK	CP Chicago Plenum

© 2026 Specialty Lighting Industries

NOTE: Last Updated on Wed, Oct 21, 2026 4:43 PM.
These specifications are subject to change without notice.

Specialty Lighting Industries
1306 Doris Ave., Ocean, NJ 07712
Tel. 732.517.0800 | Fax 732.517.0971

Ceiling Cutouts and Dimensions

Minimum 2' length. Minimum board length of 12". Depending on length specified, ends may have unlit area. Request submittal drawing if unlit end area definition is required.

SL1DC - Lensed Surface Mount

SM

(SL1DC-LFSF-)

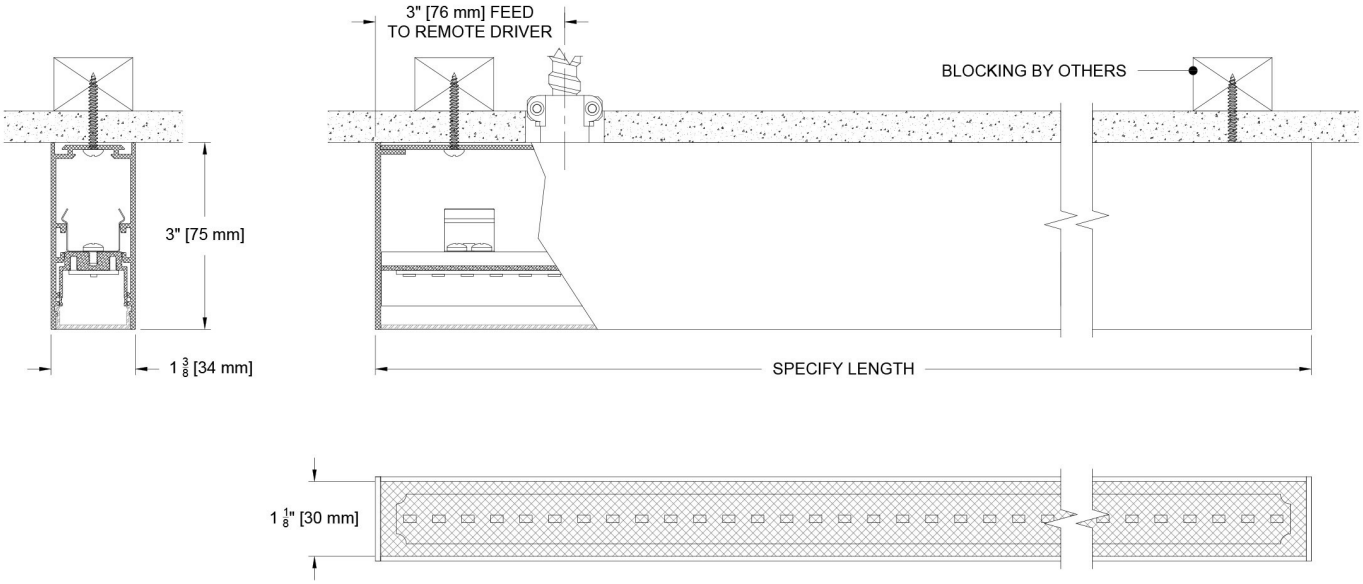

Remote Driver Enclosure

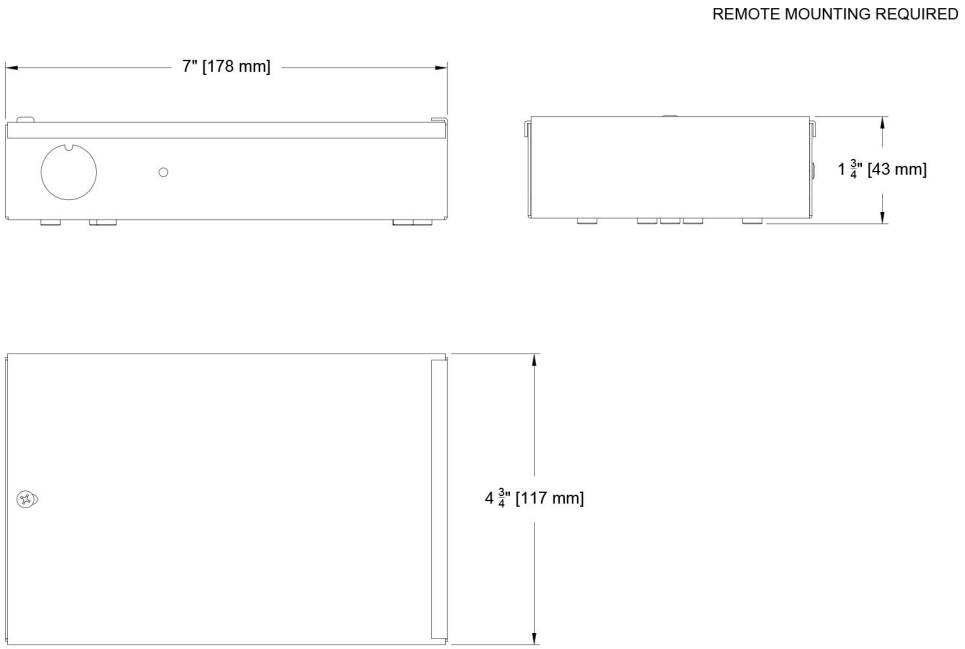

© 2026 Specialty Lighting Industries

NOTE: Last Updated on Wed, Oct 21, 2026 4:43 PM.
These specifications are subject to change without notice.

Specialty Lighting Industries
1306 Doris Ave., Ocean, NJ 07712
Tel. 732.517.0800 | Fax 732.517.0971

Photometric Table

Values are per foot. All flux measurements are delivered lumens based on 3000K and 1' (ft) length from production representative product. Flux can vary +/- 10% from source manufacturers rated flux range. Measurements taken with standard lens in a black housing. System watts are based typical source datasheet power values + 20% driver losses. Efficacy values will vary based on length and driver load.

Lumens per Foot Photometrics				
1" Slice Linear Lensed		Performance / Foot		
Source	System watts Watt/ft	Delivered Lumens (lm/ft)	Lumens/ Watt/ft	Peak cd
F4	5	317	66	125
F8	10	633	66	215

CCT Multiplier	
CCT	Citizen
2700	0.96
3000	1.00
3500	1.03
4000	1.04

ISO CD plot based on F8 source.

Beam angle

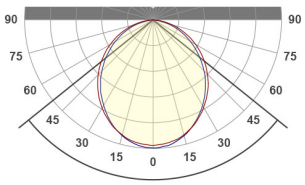

102.5°

© 2026 Specialty Lighting Industries

NOTE: Last Updated on Wed, Oct 21, 2026 4:43 PM.
These specifications are subject to change without notice.

Specialty Lighting Industries
1306 Doris Ave., Ocean, NJ 07712
Tel. 732.517.0800 | Fax 732.517.0971

Color Data

All data is based from goniometer measurements of production representative product. All color values can vary +/- 10% from LED manufacturer rated data range. Measurements at 3000 CCT unless otherwise noted.

F8 and F4 Linear Board

- <3 MacAdam Ellipse (<3 SDCM)
- 90+ CRI and RF
- 50+R9, Hue Bin 1 and 16

94 CRI

59 R9

92 RF

99 RG

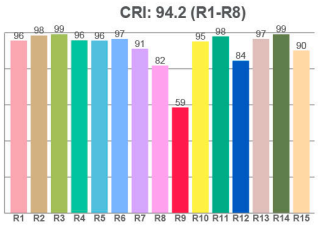

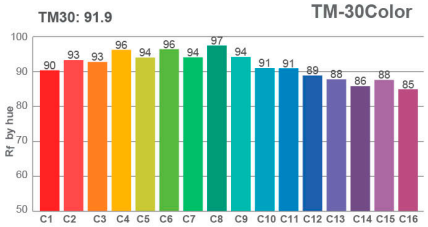

Spectra

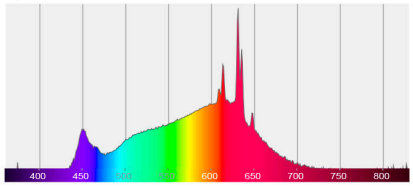

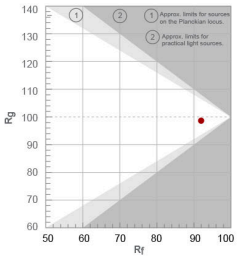

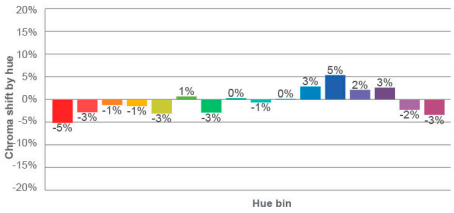

© 2026 Specialty Lighting Industries

NOTE: Last Updated on Wed, Oct 21, 2026 4:43 PM.
These specifications are subject to change without notice.

Specialty Lighting Industries
1306 Doris Ave., Ocean, NJ 07712
Tel. 732.517.0800 | Fax 732.517.0971